
Follett Notification App



Now you can Get important reminders, announcements, and alerts from teachers and school administrators by downloading the free Follett Notifications app to your **Android** or **iOS (Apple)** mobile device. You no longer have to go to your email to check if you have received an email from your child's school. This notification app uses your phone's notifications to alert you of notifications from your child's school (district teachers and administrators). Just download the app, set it up and you will receive notifications.

Click the links below to learn more about how to use the app~!

[Download and activate on Android](#)

[Configure your Follett Notification App for Android](#)

[Download and activate on Apple iOS](#)

[Configure your Follett Notification App for iOS](#)

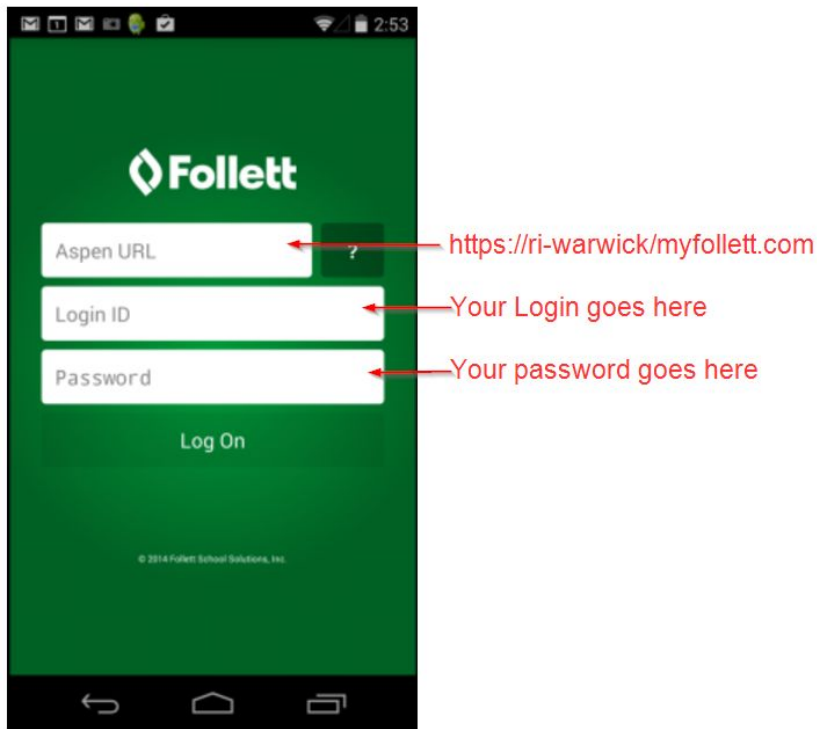
Download and activate the Follett Notifications app on your Android device:

1. Go to the Play Store on your mobile device.

2. Tap .

3. In the search bar, type **Follett Notifications**.

4. Tap **follett notifications** > **Follett Notifications** >  >  > .



5. Type your **Aspen URL**. Once it is entered correctly, the field will turn green.

Note: If the Aspen URL is not entered correctly, the field turns red. If you have trouble, open Google Chrome™ and go to your Aspen Log On page. Copy and paste the URL into the **Aspen URL** field on the Follett Notifications Log On screen. You might want to bookmark this page on your mobile device, as you will be asked to provide the Aspen URL every time you log on to Follett Notifications.



6. Type your **Login ID** and **Password**.

7. Tap **Log On**.

The Follett Notifications app is now activated on your Android device.


Configure Follett Notifications settings on your Android device:

1. From your Android mobile device, log on to Follett Notifications.


2. Tap  > .

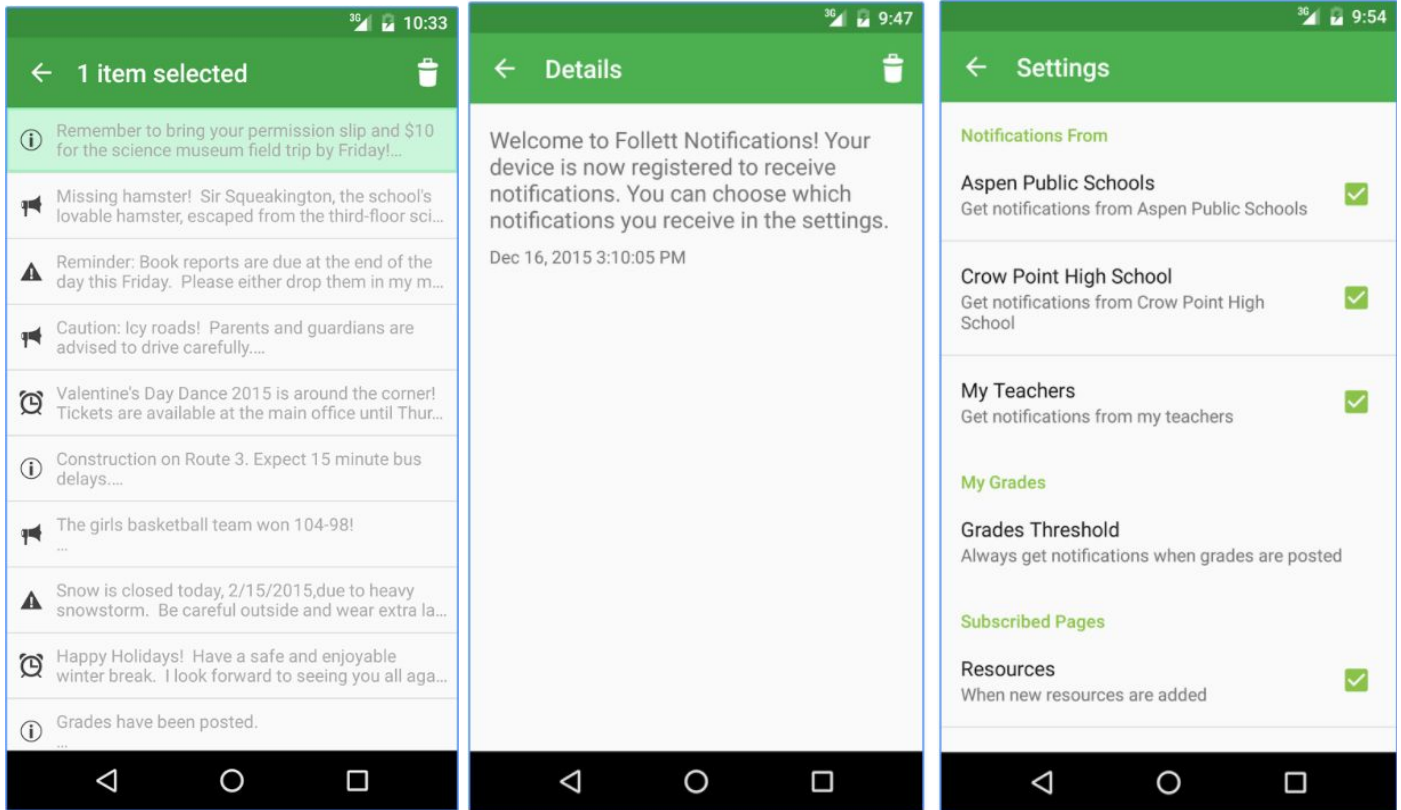
3. Select and deselect the checkboxes to turn notifications on and off for groups you are assigned to:

- : You will receive notifications from this group.
- : You will not receive notifications from this group.

4. Tap  once you have configured your settings.

F





Download and activate the Follett Notifications app on your iOS (Apple) device:

1. Go to the App Store on your mobile device.



3. In the search bar, type **Follett Notifications**.

4. Tap **follett notifications** >  > .

5. You will be asked to enter your Apple ID and password. Enter the information, and tap **OK**.


6. Once the app has installed, tap . The Log On screen appears.

Note: When downloading Follett Notifications, ensure that you enable push notifications on your iOS device. Follett Notifications will prevent you from logging on until push notifications are enabled.

Verizon 1:31 PM 100%

Follett Notifications

Follett Aspen™

Aspen URL 

Login ID

Password

Log On

Copyright © 2014 Follett School Solutions, Inc.

← <https://ri-warwick/myfollett.com>

← Your Login goes here

← Your password goes here

7. Type your **Aspen URL**. Once it is entered correctly, the field turns green.

Note: If the Aspen URL is not entered correctly, the field turns red. If you have trouble, open Safari® and go to your Aspen Log On page. Copy and paste the URL into the **Aspen URL** field on the Follett Notifications Log On screen. You might want to bookmark this page on your mobile device, as you will be asked to provide the Aspen URL every time you log on to Follett Notifications.

8. Type your **Login ID** and **Password**.

9. Tap **Log On**.




The Follett Notifications app is now activated on your iOS device.


Configure Follett Notifications settings on your iOS (Apple) device:

1. From your iOS mobile device, log on to Follett Notifications.

2. Tap  > .

3. Tap the toggles to turn notifications on and off for groups you are assigned to:

- : You will receive notifications from this group. 
- : You will not receive notifications from this group.

4. Tap  once you have configured your settings.

What Parents Can Receive for Notifications

1. Parents can identify the groups they will get notifications from at the district, school, and class level.
 - a. For example, parents can set it so they do not receive notifications sent by the district office and do receive notifications from their child's teachers.
2. Also, parents can set it so that they receive a notification whenever a grade for their child is posted to Aspen below a predetermined threshold.

What Students Can Receive for Notifications

1. Students can identify the groups they will get notifications from at the district, school, and class level.
 - a. For example, students can set it so they do not receive notifications sent by the district office and do receive notifications from teachers.
2. Also, students can set it so that they receive a notification whenever a grade is posted to Aspen below a predetermined threshold.

Follett Notifications

Follett Aspen™

Aspen URL i

Login ID

Password

Log On

Copyright © 2014 Follett School Solutions, Inc.

Settings Done

NOTIFICATIONS FROM

Aspen Public Schools
Get notifications from Aspen Public Sch...

Crow Point High School
Get notifications from Crow Point High S...

My Teachers
Get notifications from my teachers

MY GRADES

Grades Threshold >
Always get notifications when grades are posted

SUBSCRIBED PAGES

Resources
When new resources are added

Blogs
When new blog posts are added

Notifications Details 🗑️

⚠️ Notification sent on Feb 18, 10:06 AM

Reminder: Book reports are due at the end of day this Friday. Please either drop them in my mail slot outside my office or hand them directly to me. I will not be accepting emailed book reports this time.

Thank you,
Mr. Peterson
Room 223

- Notifications** ☰
- i **Remember to bring yo...** >
Mar 3, 7:13 PM
 - Missing hamster! Sir S...** > Delete
sb 27, 4:38 PM
 - ⚠️ **Reminder: Book repor...** >
Feb 18, 10:06 AM
 - 📢 **Caution: Icy roads! Par...** >
Feb 14, 2:48 PM
 - 🕒 **Valentine's Day Dance...** >
Feb 6, 3:15 PM
 - i **Construction on Route...** >
Feb 4, 6:37 AM
 - 📢 **The girl's basketball te...** >
Jan 17, 8:46 PM
 - ⚠️ **School is closed today,...** >
Jan 15, 5:23 AM
 - 🕒 **Happy Holidays! Have...** >
Dec 24, 12:01 PM
 - i **Grades have been post...** >
Dec 23, 5:13 PM
 - ⚠️ **Reminder: Final Exams...** >
Dec 12, 7:21 AM
 - 📢 **Holiday Concert tickets** >